

# VISTA



AIRCRAFT

PASSENGERS

RANGE

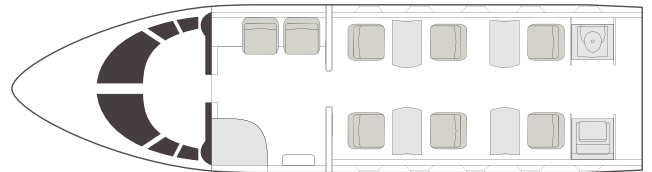
**CITATION XLS+**

**8**

**SHORT**

- Passenger capacity: 8
- Microwave
- Full refreshment center
- Fully enclosed lavatory
- SAT phones
- Cabin inflight entertainment

FLOORPLAN



INTERIOR CONFIGURATIONS MAY DIFFER BY AIRCRAFT TAIL.

Range	1.997 NM
Maximum cruise speed	441 kt
Baggage	90 ft <sup>3</sup>
Cabin H/L/W	5'71" x 18'60" x 5'51" ft

# VISTA



AIRCRAFT

PASSENGERS

RANGE

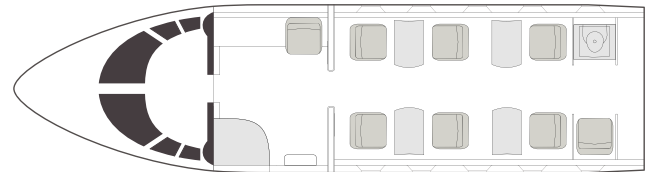
**CITATION XLS+**

**8**

**SHORT**

- Passenger capacity: 8
- Microwave
- Full refreshment center
- Fully enclosed lavatory
- SAT phones
- Cabin inflight entertainment

FLOORPLAN



INTERIOR CONFIGURATIONS MAY DIFFER BY AIRCRAFT TAIL.

Range	1.997 NM
Maximum cruise speed	441 kt
Baggage	90 ft <sup>3</sup>
Cabin H/L/W	5'71" x 18'60" x 5'51" ft

# VISTA



AIRCRAFT

PASSENGERS

RANGE

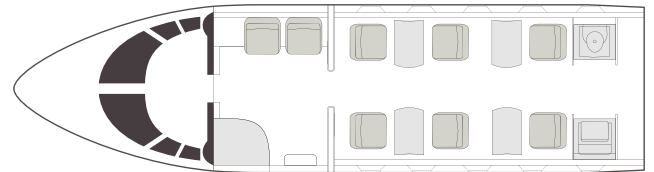
**CITATION XLS+**

**8**

**SHORT**

- Passenger capacity: 8
- Microwave
- Full refreshment center
- Fully enclosed lavatory
- SAT phones
- Cabin inflight entertainment

FLOORPLAN



INTERIOR CONFIGURATIONS MAY DIFFER BY AIRCRAFT TAIL.

Range	1.997 NM
Maximum cruise speed	441 kt
Baggage	90 ft <sup>3</sup>
Cabin H/L/W	5'71" x 18'60" x 5'51" ft

# VISTA



AIRCRAFT

PASSENGERS

RANGE

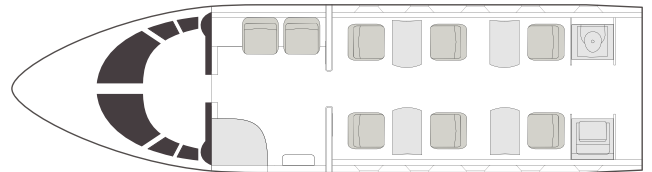
**CITATION XLS+**

**8**

**SHORT**

- Passenger capacity: 8
- Microwave
- Full refreshment center
- Fully enclosed lavatory
- SAT phones
- Cabin inflight entertainment

FLOORPLAN



INTERIOR CONFIGURATIONS MAY DIFFER BY AIRCRAFT TAIL.

Range	1.997 NM
Maximum cruise speed	441 kt
Baggage	90 ft <sup>3</sup>
Cabin H/L/W	5'71" x 18'60" x 5'51" ft

D-CELO

# VISTA



AIRCRAFT

PASSENGERS

RANGE

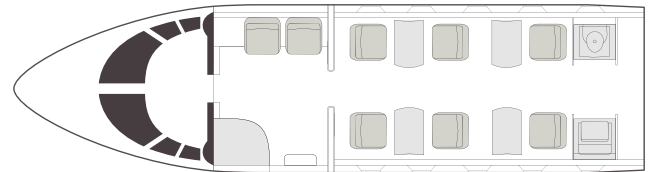
**CITATION XLS+**

**8**

**SHORT**

- Passenger capacity: 8
- Microwave
- Full refreshment center
- Fully enclosed lavatory
- SAT phones
- Cabin inflight entertainment

FLOORPLAN



INTERIOR CONFIGURATIONS MAY DIFFER BY AIRCRAFT TAIL.

Range	1.997 NM
Maximum cruise speed	441 kt
Baggage	90 ft <sup>3</sup>
Cabin H/L/W	5'71" x 18'60" x 5'51" ft

D-CJMK

# VISTA



AIRCRAFT

PASSENGERS

RANGE

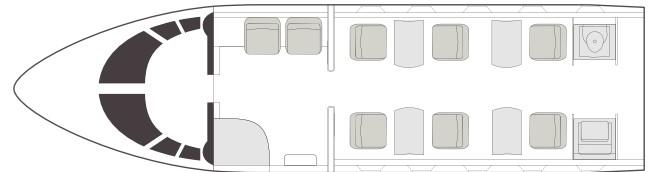
**CITATION XLS+**

**8**

**SHORT**

- Passenger capacity: 8
- Microwave
- Full refreshment center
- Fully enclosed lavatory
- SAT phones
- Cabin inflight entertainment

FLOORPLAN



INTERIOR CONFIGURATIONS MAY DIFFER BY AIRCRAFT TAIL.

Range	1.997 NM
Maximum cruise speed	441 kt
Baggage	90 ft <sup>3</sup>
Cabin H/L/W	5'71" x 18'60" x 5'51" ft

# VISTA



AIRCRAFT

PASSENGERS

RANGE

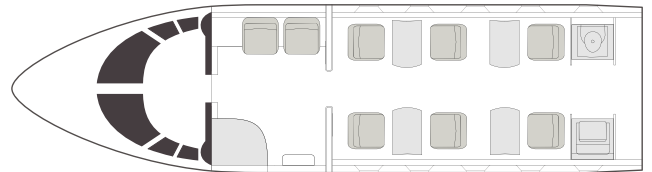
**CITATION XLS+**

**8**

**SHORT**

- Passenger capacity: 8
- Microwave
- Full refreshment center
- Fully enclosed lavatory
- SAT phones
- Cabin inflight entertainment

FLOORPLAN



INTERIOR CONFIGURATIONS MAY DIFFER BY AIRCRAFT TAIL.

Range	1,997 NM
Maximum cruise speed	441 kt
Baggage	90 ft <sup>3</sup>
Cabin H/L/W	5'71" x 18'60" x 5'51" ft

# VISTA



AIRCRAFT

PASSENGERS

RANGE

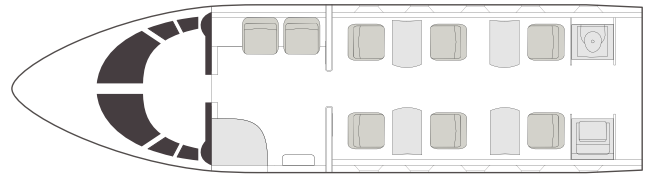
**CITATION XLS+**

**8**

**SHORT**

- Passenger capacity: 8
- Microwave
- Full refreshment center
- Fully enclosed lavatory
- SAT phones
- Cabin inflight entertainment

FLOORPLAN



INTERIOR CONFIGURATIONS MAY DIFFER BY AIRCRAFT TAIL.

Range	1.997 NM
Maximum cruise speed	441 kt
Baggage	90 ft <sup>3</sup>
Cabin H/L/W	5'71" x 18'60" x 5'51" ft